

**Center for the Arts
Technical Information Package**



THE CENTER
FOR THE ARTS
UNIVERSITY AT BUFFALO

Table of Contents

Sections may be omitted in this package, depending on relevance. The entire package is available at http://ubcfa.org/Images/Events/UB_CFA_Tech_Info_2010.pdf

SECTION ONE: GENERAL INFORMATION	3
SECTION TWO: MAIN STAGE	5
STAGE HOUSE.....	6
ELECTRICS	7
SOUND.....	8
MAINSTAGE LINE PLOT.....	10
MAINSTAGE DRAWING.....	12
SECTION THREE: DRAMA THEATER	13
STAGE HOUSE.....	14
ELECTRICS	15
SOUND.....	16
DRAMA THEATRE LINE PLOT	18
DRAMA THEATRE DRAWING	19
SECTION FOUR: BLACK BOX THEATER	20
STAGE INFO.....	20
ELECTRICS	21
SOUND.....	21
BLACK BOX DRAWING.....	23
SECTION FIVE: SCREENING ROOM	24
SECTION SIX: DRESSING ROOMS, LAUNDRY, GREEN ROOMS, PRODUCTION OFFICES	26

SECTION ONE: GENERAL INFORMATION

ADDRESS: 103 Center for the Arts
Buffalo, NY 14260-6000

GPS CO-ORDINATES: +43° 0' 3.60", -78° 46' 55.20"

TELEPHONE NUMBERS:

Administrative Offices	716.645.6259
Box Office	716.645.ARTS
Production Office	716.645.6926
FAX	716.645.6973

WEB PAGE: www.ubcfa.org

SEATING CAPACITY:

Main Stage Orchestra	1106
Main Stage Balcony	<u>642</u>
	1748
Drama Theater	388
Black Box (maximum)	185
Screening Room	210

CENTER FOR THE ARTS STAFF

Executive Director, Center for the Arts	Thomas B. Burrows
Administrative Office Manager	Jean Yarwood
Secretary	Elaine Hoy
Assistant Director	Rob Falgiano
Director of Events and Outreach	Katherine Trapanovski
Event Manager	Moriah Bolinsky Hegmann-Collins
House Manager	Jessica Labella
Facilities Director	Jerry Kegler
Assistant Facilities Director	Vincent Harzewski
Director of Finance	Pamela Garvey
Assistant Business Manager	Ling Lin
Director of Marketing and Public Relations	David Wedekindt
Associate Director of Marketing and Public Relations	Karen Dunn
Advertising and Special Projects Manager	Sharon Russell (Moore)
Director of Media	Dan Boone Enser
Producer	Regina Ticco
Production Associate	Paul Calandra
Production Associate	Chris Weber
Director of Production Operations	Jamie Enser
Production Manager	Katie Menke
Technical Director	Dave Jordan
Production Coordinator	Sarah Anderson
Master Electrician	Harry Mandris
Head Carpenter	John Rickus
Sound Technician	Mark Shotwell
Audio Visual Technician	Josh Piatov
Theatrical Technician	Bryan Kaczmarek
Theatrical Technician/Production Events Mgr.	Patty Rihn
Theatrical Technician	Eric Burlingame
Theatrical Technician	Katie Gilliland
Scene Shop Supervisor	Thomas Tucker
Costume Shop Manager	Donna Massimo
Wardrobe Supervisor	Cindy Darling
Director of Ticket Operations	Joel Thompson
Associate Director of Ticket Operations	Sara Harvey

SECTION TWO: MAIN STAGE

BASIC SOUND AND LIGHTS - DEFINITION

As referenced in the Center's Rental Agreement, most rental packages include "basic sound and lights". The following are definitions of these terms as they pertain to each space in the Center. Please use these guidelines in planning your event. Contact the Center for the Arts Production Office for details or if you have any questions.

MAIN STAGE SOUND:

Basic sound in this space includes all of the permanently mounted or assigned equipment located in the space. Included is a 48 channel Yamaha M7CL digital mixing console, booth monitors, stereo main house speakers with center cluster and other fill speakers as required for complete house coverage; equalization, compression, and delay for each speaker group, and additional patchable equalizers. There is also an infrared listening system for the hearing impaired, program/paging to dressing room and common areas, and playback capability for cassettes, CDs, minidisks and i-Pods. A basic compliment of microphones is also included. Two onstage monitor speakers (EAW JF-200 with stands or fly hardware) are also included. The mix for these monitors is sent from the house console. Other types of monitor speakers or an onstage monitor system are available at additional cost.

The permanently installed speakers in the space consist of 2 bi-amped EAW KF300i speakers per side for the orchestra level, and 1 per side for the balcony. There is a single Bag End Duel 18 portable subwoofer on each side of the proscenium that can be removed if needed. The center cluster consists of 2 bi-amped KF300i's flanking an SB300 for both the orchestra and balcony level. There are 8 low level front fill EAW L8CX2XO speakers built into the pit wall for lower orchestra front fill, and 3 EAW UB42 speakers cover the under-balcony as delayed fills. The upper balcony has 3 passive KF300i speakers for delayed fills.

The sound system in this space is primarily designed primarily for theatrical sound reinforcement. Therefore, it is not always suitable for concert level amplification. An EAW KF730 line array concert level system is available for rental from the Center at an additional charge. The Center's production department will work with you to ensure you will have everything needed for a successful event. If this includes equipment above and beyond our basic inventory, we will also help procure those items. Please do not hesitate to call with questions.

MAIN STAGE LIGHTING:

The Main Stage lighting system has an ETC EOS lighting console with three 20-fader universal fader wings. The system is dimmer per circuit. This board is capable of doing multi-part, timed cues, as well as controlling intelligent lighting fixtures. EOS Off-Line, an off-line editor, is available for download from www.etcconnect.com. EOS Off-Line allows you to program and edit show files on a PC or MAC. The EOS can import USITT ASCII which can be generated by Obsession II and Expression offline, as well as many other manufacturers' consoles. A client station with 2 displays is available for use at a mid house tech table. The EOS is permanently installed in the booth and cannot be moved. Road console position can be located at the mid-house aisle. Please discuss this with the production manager during the advance as this might cause sight line obstructions for the rear orchestra section.

The permanently hung light plot is designed as a theatrical/dance plot, and may be used at no charge when basic lighting is included in the rental package. Only instruments shown on the lighting plots are included free of charge. Additional instruments as well as follow spots and side lighting booms are available for an additional charge.

The theatrical/dance plot consists of five electrics on stage, as well as 16 2-cell sky cycs and a 4-circuit ground row. Front of House lighting includes two coves, balcony rail positions, house side slots and proscenium ladders. This plot provides a two color wash from each direction; front, back, and high side. The stage is divided into five areas across and four deep. All general area lights are pre-focused. If a specific lighting plot is required, focus will take place during rental time. There are 32 instruments on stage available for use as specials, which can be focused as required. The plot is designed to be used at a trim height of 28 to 30 feet.

2 pre-rig trusses containing 60 par64 cans each are available for concert lighting at an additional charge. Moving lights, LED panels, and various special effects are also available for rental.

Except for the standard cyc lighting colors (red, blue, green, amber), there are no standard colors for the lighting plot. Non-stock color is the responsibility of the user. Please contact us early to ensure that we can accommodate all your lighting needs.

2 Follow spots are centered at the rear of the balcony. Due to architectural obstructions, they cannot reach into the house past the 1st row in the orchestra section.

STAGE HOUSE

PROSCENIUM OPENING: 47'-9" wide
Adjustable height: 23'-6" minimum; 37'-10" maximum
Standard height 30'-0"

STAGE: 42'-11.5" deep; from plaster line to back wall
5'-6.5" deep apron
106'-4.5" wide; wall to wall
24'-4" wing space stage right
29'-9.5" wing space stage left

Stage floor is sprung 1¼" pine; tongue and groove
Stained dark brown and finished with matte polyurethane.

NO NAILS, SCREWS, OR LAG BOLTS ALLOWED WITHOUT PRIOR CONSENT OF THE CENTER'S PRODUCTION OFFICE.

GRID: Height +78'-8"
Total of 8 channel beams on 10'-0" centers flanking center stage
Full grid begins upstage of line set #5 (limited rigging from #5 to smoke pocket)
PLEASE ADVANCE RIGGING PLOT WITH CENTER'S PRODUCTION OFFICE.

ORCHESTRA PIT: Pit 9'-3½" deep at Center Line
53'-2" wide
Orchestra playing level 7'-6" below stage floor
10' deep under-stage extension at orchestra playing level
Motorized – no one is allowed to ride the lift while it is in motion

CROSSOVER: 3' crossover area located upstage of blackout drop on line set 69

FLY SYSTEM: 69 total single purchase line sets on ±6" centers
6 lines per set
All general purpose battens (65 total) 52' long; 1½" sch 80 pipe
with integral 4' extensions for each end
1394 lbs max capacity each
Full battens (4 total) 60' long; 1½" sch 80 pipe (#s 1, 2, 68, 69)
Batten low trim - 4'-3"
Batten high trim - 74'-3" (see lineset schedule for obstructions)
45 line sets available
27 line sets used for house goods
Locking rail located stage right at stage level
Pin rail located stage right and left at +35'; loading 250 lbs./sq.ft.
High loading dock at +73'-2"; loading 600 lbs./sq.ft.
Low loading dock at +64'-10"; loading 600 lbs./sq.ft.
Fire curtain at 0'-4" - MUST BE KEPT CLEAR TO DECK AT ALL TIMES
See lineset schedule for specifics

CURTAINS: 5 borders 50' x 8'
2 borders 60' x 16'
5 pair legs 12' x 40'
2 full stage blacks (2 panels each at 27' x 40') (guillotine only, no travelers)
All blacks are 25 oz. velour, sewn flat with weight and pipe pockets
1 black sharkstooth scrim 50' x 40'
1 cyclorama - gray leno - 60% reflectance 50' x 40'
1 Rosco Twin White projection screen 58' x 38'

ACT CURTAIN: Located at 1'-3"
Operated from down stage right - guillotine

LOADING INFO: Main loading door; upstage left back wall
No loading dock – parking lot is at stage level
Trucks must provide appropriate ramp down to stage level
Dimensions: 11'-3"w x 11'-9"h

Loading door #2; stage left- interior of building access only
Dimensions: 12'-1/2"w x 16'-1"h
Stage door to dressing rooms; 3'w x 7'-10"h

ELECTRICS

LIGHT PLOT: Current plot available upon request

COMPANY SWITCH: Three 400 amp 120/208 volt panels stage left
One 200 amp 120/208 volt panel stage right
Each has two sets of sequential Cam-Lok connectors

SHORE POWER: One 100-amp 120/208 volt panel up-stage right

HOUSE LIGHTS: Controllable from stage left and control booth SM positions

STAGE LIGHTS: ETC EOS Console located in booth at rear orchestra level.

Road consoles can be tied into house dimmers and placed backstage, at the mid-house cross-aisle (may require seating kills behind) or center at the back of the house.

There are no permanently circuited electric battens on stage. All onstage electrics are circuited with cable drops from the grid. Each drop contains six 2.4K circuits and terminates with multi-pin connectors. Extensions, break-outs, and fan-outs are available. All instruments and single extension cables have stage pin connectors.

DMX output available at all hanging positions

CABLE DROPS: Stage Left - 25 drops (150 circuits)
Stage Right - 17 drops (102 circuits)
Proscenium Arch - 4 drops (24 circuits)

STAGE CIRCUITS: Downstage Left & Right - 8 2.4K circuits per side
Upstage Left & Right - 8 2.4K circuits per side
Pinrail Stage Left & Right - 30 2.4K circuits per side
Grid - 8 6K circuits
Orchestra Pit - 8 2.4K circuits

BALCONY RAIL: Elevation 24'-6" – approximate throw angle: 17°
Throw to plaster line at center line 82'
28 2.4K circuits

FIRST COVE: Elevation 61' – approximate throw angle: 51°
Throw to plaster line 78'-6"
49' downstage of plaster line
35 2.4K circuits; 4 6K circuits

SECOND COVE: Elevation 70' – approximate throw angle: 39°
Throw to plaster line 111'-6"
86'-6" downstage of plaster line
35 2.4K circuits; 4 6K circuits

SIDE SLOTS: Elevation (low position) 18'-0"
Elevation (high position) 55'-0"
Throw to plaster line at center line 56'
43' left/right of center line
38' downstage of plaster line
12 2.4K circuits per side

PROSCENIUM SLOTS: Elevation (low position) 1'-6"
Elevation (high position) 36' or proscenium trim
Throw to plaster line at center line 29'
29' left/right of center line
3' downstage of plaster line
8 2.4K circuits per side

FOLLOWSPOT BOOTH: 58' elevation
135' throw to plaster line at center line
Two followspot locations

SOUND

MIXING LOCATION: Control booth rear orchestra center (house system); Road consoles can be located either orchestra center at rear (26'x 6') or at mid-house cross-aisle (26'x6' – normally requires seating kills in section behind aisle). Audio tie lines are available at both locations. Cable run from stage to rear orchestra is approximately 180 feet.

PAGING SYSTEM: Paging available to dressing rooms and common areas from stage left and rear orchestra control booth.

PROGRAM: Program available to dressing rooms and common areas.

COMMUNICATION: Four channels of Clear-Com available to all Main Stage areas. There are an additional two channels available to all CFA areas. 8 single-channel headsets are standard theater equipment; 4 wireless headsets are available for an additional charge.

VIDEO: Two cameras are permanently mounted at center on the balcony rail (one color and one infrared) feeding video to booths, stage, and house locations. Color camera also feeds CATV system wired to all CFA production areas. Permanently installed video lines located on stage, in control booths, at mid-house cross-aisle, in orchestra pit, and at FOH lighting positions route through video patch bay located in main communications room.

SUPPORT SPACES

DRESSING ROOMS: All rooms are located at stage level, accessible from corridor downstage left. Total of 7 rooms accommodate 69 persons total. All rooms have tables, chairs, mirrors, toilet and shower facilities, and sinks with hot and cold water.

Touring production office (1) located at stage level.

WARDROBE: Laundry room with washer/dryer, ironing board, iron, sewing machine, and steamer available.

Dressing rooms, production offices, and wardrobe spaces are common areas. Usage will be determined by the Center's Production Manager. See section six for specifics details.

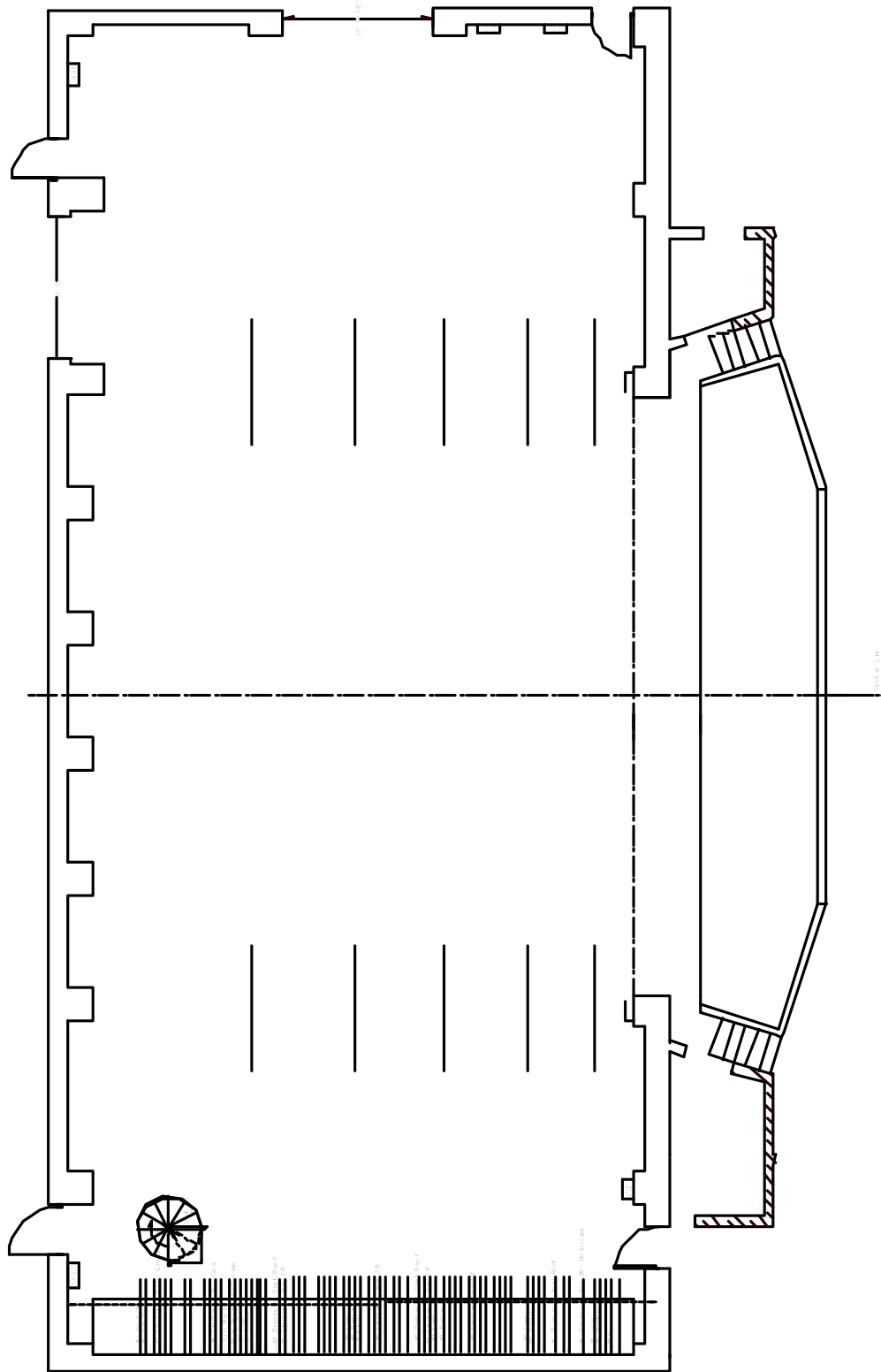
MAIN STAGE LINESET SCHEDULE

Line	D.F.P.	Capacity	Standard House Plot	Notes
1	0'-9"	1394#		not available when MAIN is used
2	1'-3"	1394#	Main	permanent
3	1'-9"	1394#		Not available when MAIN is used
4	2'-3"	1394#	1st Border	
5	2'-9"	1394#	1st Legs	
6	3'-9"	1394#	1st Electric	Permanent - motorized winch – double batten
7	5'-3"	1394#		
8	5'-9"	1394#		
9	6'-3"	1394#		
10	6'-9"	1394#		
11	7'-3"	1394#		
12	7'-9"	1394#	2nd Border	
13	8'-3"	1394#	2nd Legs	
14	9'-9"	1394#		
15	10'-3"	1394#		
16	10'-9"	1394#		
17	11'-3"	1394#		
18	11'-9"	1394#		
19	12'-3"	1394#		
20	12'-9"	1394#	2nd Electric	Permanent – double batten
21	13'-3"	1394#		
22	13'-9"	1394#		
23	14'-3"	1394#		
24	14'-9"	1394#		
25	15'-3"	1394#	3rd Border	
26	15'-9"	1394#	3rd Legs	
27	16'-3"	1394#	3rd Electric	Permanent – double batten
28	16'-9"	1394#		
29	17'-3"	1394#		
30	17'-9"	1394#		
31	18'-9"	1394#		
32	19'-3"	1394#		
33	19'-9"	1394#		
34	20'-3"	1394#	4th Electric	Permanent – double batten
35	20'-9"	1394#		
36	21'-3"	1394#		
37	21'-9"	1394#	Midblack	
38	22'-3"	1394#	4th Border	
39	22'-9"	1394#	4th Legs	
40	23'-3"	1394#		
41	23'-9"	1394#		
42	24'-3"	1394#		
43	24'-9"	1394#		
44	25'-3"	1394#		
45	25'-9"	1394#		
46	26'-3"	1394#		
47	26'-9"	1394#		
48	27'-9"	1394#	5th Electric	Permanent – double batten
49	28'-3"	1394#		
50	28'-9"	1394#		

Line	D.F.P.	Capacity	Standard House Plot	Notes
51	29'-3"	1394#		
52	29'-9"	1394#		
53	30'-3"	1394#	5th Border	
54	30'-9"	1394#	5th legs	
55	31'-3"	1394#	Scrim	Permanent
56	31'-9"	1394#	RP Screen	Permanent
57	32'-3"	1394#	Full Black	
58	32'-9"	1394#		
59	33'-3"	1394#	SkyCycs	Permanent
60	33'-9"	1394#		
61	34'-3"	1394#		
62	35'-3"	1394#		
63	35'-9"	1394#		
64	36'-9"	1394#		
65	37'-3"	1394#		
66	37'-9"	1394#	Flying Groundrow	Permanent
67	38'-3"	1394#		
68	38'-9"	1394#	White Cyc	Permanent
69	39'-3"	1394#	Blackout	Permanent

MAIN STAGE DRAWINGS

STAGE



SECTION THREE: DRAMA THEATER

BASIC SOUND AND LIGHTS - DEFINITION

As referenced in the Center's Rental Agreement, most rental packages include "basic sound and lights". The following are definitions of these terms as they pertain to each space in the Center. Please use these guidelines in planning your event. Contact the Center for the Arts Production Office for details or if you have any questions.

DRAMA THEATER SOUND:

Basic sound in this space includes all of the permanently mounted or assigned equipment located in the space. Included is a 48 channel Yamaha M7CL digital mixing console, booth monitors, stereo main house speakers with center cluster and pit fill speakers as required for complete house coverage; equalization, compression, and delay for each speaker group. There is an EAW JF100 FX speaker located in both rear corners of the house. There is also an infrared listening system for the hearing impaired, program/paging to dressing room and common areas, and playback capability for CDs and iPods. A basic compliment of microphones is also included. Two onstage monitor speakers (EAW JF-200 with stands or fly hardware) are also included. The mix for these monitors is sent from the house console. Other types of monitor speakers or an onstage monitor system are available for an additional charge.

The house speaker system consists of 2 bi-amped KF300i speakers and a Bag End S18 sub-woofer per side. The center cluster consists of 2 bi-amped KF300i speakers.

The sound system in this space is primarily designed as a theatrical sound reinforcement system. Therefore, it is generally not suitable for concert level amplification. The Center's production department will work with you to ensure you have everything needed for a successful event. If this includes equipment above and beyond our basic inventory, we will also help procure those items. Please do not hesitate to call with questions.

DRAMA THEATER LIGHTING:

The Drama Theater has an ETC Obsession II-750 lighting console. The system is dimmer per circuit. This board is capable of doing multi-part, timed cues, and has two pages of 48 submasters each. Obsession Off-Line is available for download from www.etcconnect.com. Obsession Off-line allows you to program and edit show files on your own PC. A remote video station with 2 displays is available for use at a mid-house tech table.

The plot in this space is a theatrical/dance plot consisting of four electrics on stage, as well as 14 2-cell sky cycs and a 4 circuit ground row, and three front-of-house coves. There are a total of 155 instruments, not counting the sky cycs or ground row strips. When basic lighting is included in the rental package, only instruments shown on the lighting plot are included free of charge. Additional instruments as well as followspots and side lighting booms are available for an additional charge.

This plot provides a two color wash from the front, back and high sides. The stage is divided into five areas across and three deep (not including the pit). All general area lights are pre-focused. There are 25 instruments on stage available for use as specials, which can be focused as required. The plot is designed to be used at a trim height of 28 to 30 feet. .

Except for the standard cyc lighting colors (red, blue, green, amber), non-stock color for the lighting plots is the responsibility of the user. Please contact us early to ensure that we can accommodate all your lighting needs.

Two Followspots are located flanking center in the 3rd cove, and are available at additional cost.

STAGE HOUSE

PROSCENIUM OPENING: 35'-0" wide minimum; 45'-3" wide maximum - adjustable
32'-0" height

STAGE: 34'-8" deep; from plaster line to back wall
3'-0" deep apron
68'-11" wide; wall to wall
11'-10" wing space stage right
7'-1" wing space stage left
Stage floor is sprung - 1 1/4" pine; tongue and groove
Stage floor is covered with 1/4" tempered masonite

NO NAILS, SCREWS, OR LAG BOLTS ALLOWED WITHOUT PRIOR CONSENT OF THE CENTER'S PRODUCTION OFFICE.

TRAPS: Stage is fully trapped
Total of 56 3' x 6' sections from 4' to 24' upstage of plaster line and 21' left and right of center
Trap space elevation: -11'
Please advance with production office as ample notice is required for using traps

GRID: Height +69'-10"

ORCHESTRA PIT: 10'-9" deep at Center Line
45'-6" wide
Orchestra playing level 7'-6" below stage floor
5'-6" deep under-stage extension at orchestra playing level
Motorized – no one is allowed to ride the lift while it is in motion

CROSSOVER: 3' crossover area located upstage of blackout drop on lineset 43

FLY SYSTEM: 43 total single purchase line sets
7 lines per set
All general purpose battens 48'-0" long; 1 1/2" sch 80 pipe
1301 lbs max capacity each
Batten low trim - +4'-0"
Batten high trim - +65'-6"
21 line sets available
22 line sets used for house goods
Locking rail located stage left at stage level
Pin rail located stage right and left at +32'-0"
Loading dock at +64'-10"
Fire curtain at +0'-3" - MUST BE KEPT CLEAR TO DECK AT ALL TIMES
See line plot for specifics

CURTAINS: 4 borders 50' x 8'
1 border 50' x 16'
3 pair legs 12' x 34'
2 pair legs 8' X 34'
2 full stage blacks (2 panels each at 28' x 34')
All blacks are 25 oz. velour, sewn flat with weight and pipe pockets
1 black sharktooth scrim 50' x 34'
1 cyclorama - gray leno - 60% reflectance 50' x 34'
1 Rosco Twin White projection screen 46' x 34'

ACT CURTAIN: Located at 1'-4"
Operated from downstage left - guillotine

LOADING INFO: Loading door; upstage left back wall at stage level
Dimensions: 12'-0"w x 15'-10"h
Loading door access through scene shop
Stage door to dressing rooms - upstage left: 2'-10"w x 8'-0"h
Stage door to dressing rooms - downstage right: 2'-10"w x 8'-0"h

ELECTRICS

LIGHT PLOT: Current plot available upon request

COMPANY SWITCH: Two 400 amp 120/208 volt panels stage right
One 200 amp 120/208 volt panel stage right
Each has two sets of sequential Cam-Lok connectors

HOUSE LIGHTS: Controlled from stage right and control booth SM positions

STAGE LIGHTS: ETC Obsession II-750 located in booth at rear orchestra level.

There are no permanently circuited electric battens on stage. All onstage electrics are circuited with cable drops from the grid. Each drop contains six 2.4K circuits and terminates with multi-pin connectors. Extensions, break-outs, and fan-outs are available.

All connectors are 20-amp stage pins.

Focus Remote and DMX out 513-1024 available at all lighting positions

CABLE DROPS: Stage Left: 12 drops (72 circuits)
Stage Right: 20 drops (120 circuits)

STAGE CIRCUITS: Downstage Left & Right: 8 2.4K circuits per side
Upstage Left & Right: 8 2.4K circuits per side
Pinrail Stage Left & Right: 24 2.4K circuits per side
Grid: 8 6K circuits
Orchestra Pit: 8 2.4K circuits
Trap Space: 4 2.4K circuits
Apron Grid: 8 2.4K circuits

FIRST CATWALK: Elevation (walking surface): +33'-8"
Throw to plaster line: 39'
18'-6" downstage of plaster line at center line
32 2.4 K circuits; 4 6K circuits

SECOND CATWALK: Elevation (walking surface): +31'-0"
Throw to plaster line: 48'
35'-6" downstage of plaster line at center line
32 2.4 K circuits; 4 6K circuits

THIRD CATWALK: Elevation (walking surface): 29'-0"
Throw to plaster line: 62'
54'-0" downstage of plaster line at center line
32 2.4 K circuits; 4 6K circuits
2 Follow spots flanking center

SPOT BOOTHS: Elevation: +19'-6"
66' throw to plaster line at center line
24' left and right of center line
One followspot location in each booth
Follow spots standard position is the third catwalk

**PROSCENIUM
LADDERS:** Nine pipes 7'-4" long on 32" vertical centers
Elevation (low position): +3'-6"
Elevation (high position): +24'-10"
Throw to plaster line at center line: 32'
29' left and right of center line
7' downstage of plaster line
8 2.4K circuits per side

VOM ENTRANCES: 2 2.4K circuits per side

SOUND

MIXING LOCATION: Control booth located at rear orchestra center.

PAGING SYSTEM: Paging is available to dressing rooms and common areas from stage right and control booth via stage manager's consoles.

PROGRAM: Program is available to dressing rooms and common areas.

COMMUNICATION: Four channels of Clear-Com available to all Drama Theater areas. Additional two channels available to all CFA areas.

VIDEO: Two cameras are permanently mounted (one color at control booth and one infrared in second catwalk) feeding video to booths, stage, and house locations. Color camera also feeds CATV system wired to all CFA production areas. Permanently installed video lines located on stage, in control booth, at vomitory entrances, in orchestra pit, and in trap space route through video patch bay located in main communications room.

SUPPORT SPACES

DRESSING ROOMS: All rooms located at stage level, accessible from corridor downstage left.
Total of 7 rooms accommodate 69 persons total.
All rooms have tables, chairs, mirrors, toilet and shower facilities, and sinks with hot and cold water.

Touring production office (1) located at stage level.

WARDROBE: Laundry room with washer/dryer, ironing board, iron, sewing machine, and steamer available.

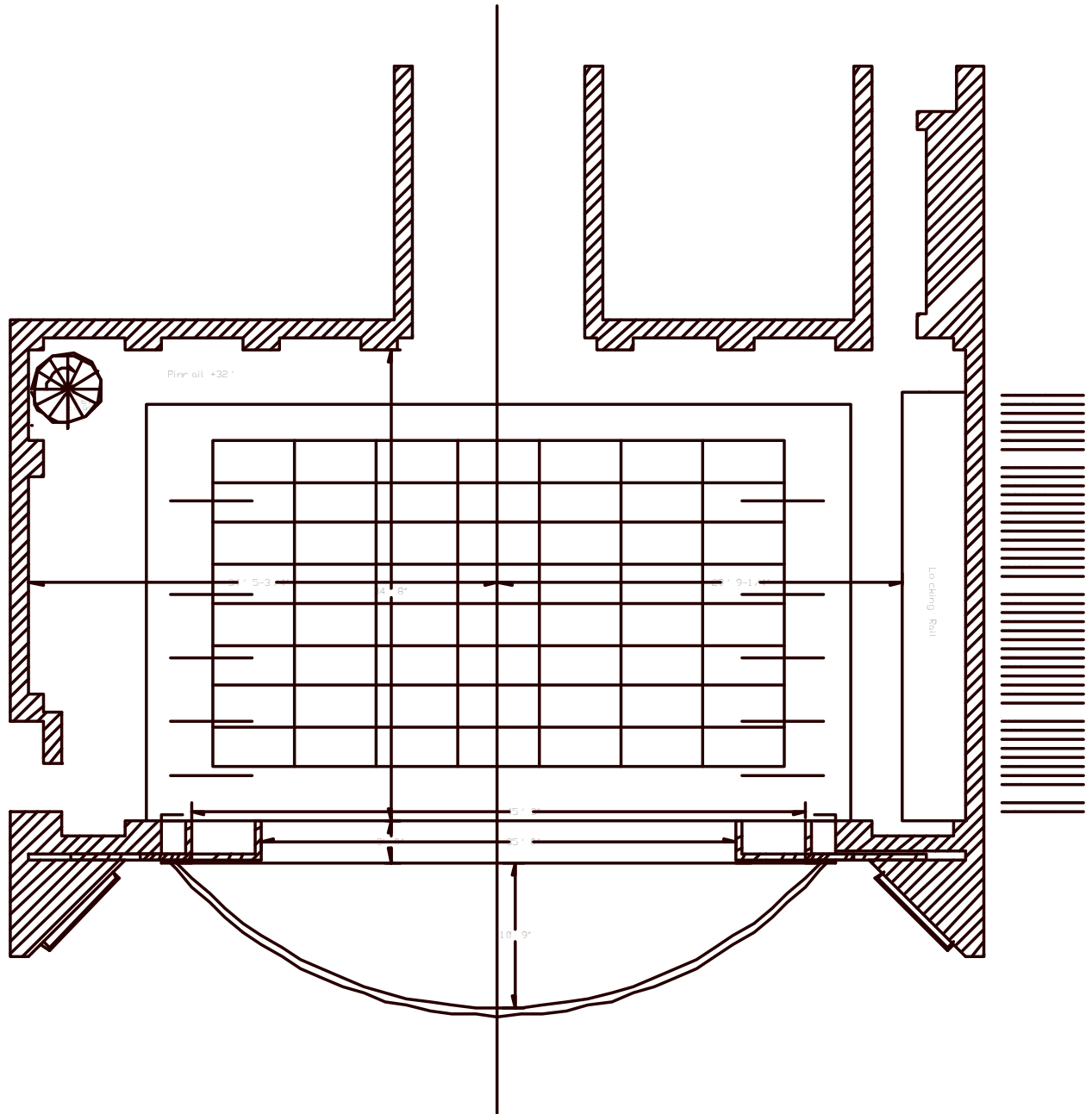
Dressing rooms, production office, and wardrobe spaces are common areas. Usage will be determined by the Center's Production Manager. See Section six for specifics.

DRAMA THEATRE LINESET SCHEDULE

Line	D.F.P.	Capacity	Standard House Plot
1	0'-8"	1301#	Main Teaser
2	1'-4"	1301#	Main Drape
3	2'-8"	1301#	1st Border
4	3'-4"	1301#	1st Legs
5	4'-0"	1301#	1st Electric
6	4'-8"	1301#	
7	5'-4"	1301#	
8	6'-0"	1301#	
9	6'-8"	1301#	2nd Border
10	7'-4"	1301#	2nd Legs
11	8'-8"	1301#	
12	9'-4"	1301#	2nd Electric
13	10'-0"	1301#	
14	10'-8"	1301#	
15	11'-4"	1301#	3rd Border
16	12'-0"	1301#	3rd Legs
17	12'-8"	1301#	
18	13'-4"	1301#	
19	14'-0"	1301#	
20	14'-8"	1301#	3rd Electric
21	15'-4"	1301#	
22	16'-0"	1301#	4th Border
23	16'-8"	1301#	4th Legs
24	18'-0"	1301#	
25	18'-8"	1301#	Split Black
26	19'-4"	1301#	
27	20'-0"	1301#	
28	20'-8"	1301#	4th Electric
29	21'-4"	1301#	
30	22'-0"	1301#	
31	22'-8"	1301#	5th Border
32	23'-4"	1301#	5th Legs
33	24'-0"	1301#	Black Scrim
34	24'-8"	1301#	RP Screen
35	25'-4"	1301#	
36	26'-0"	1301#	Sky Cycs
37	27'-4"	1301#	
38	28'-0"	1301#	
39	28'-8"	1301#	
40	29'-4"	1301#	
41	30'-0"	1301#	
42	30'-8"	1301#	White Bounce
43	31'-4"	1301#	Blackout Drop

DRAMA THEATRE DRAWINGS

STAGE



SECTION FOUR: BLACK BOX THEATER

BASIC SOUND AND LIGHTS - DEFINITION

As referenced in the Center's Rental Agreement, most rental packages include "basic sound and lights". The following are definitions of these terms as they pertain to each space in the Center. Please use these guidelines in planning your event. Contact the Center for the Arts Production Office for details or if you have any questions.

BLACK BOX THEATER SOUND:

The nature of this space dictates that there are no permanently mounted speaker positions. Speakers may be installed as required by the needs of each specific production. Located in the control booth is a Yamaha 01V96VCM digital console, booth monitors, equalization for four speaker sends, and additional patchable equalizers. There is also an infrared listening system for the hearing impaired, program/paging to dressing room and common areas, and playback capability for CDs and iPods. There are 4 EAW JF100 full range speakers and 2 Bag End S-18 Subs that can be located where needed on a per-show basis. A basic compliment of microphones is also included.

BLACK BOX THEATER LIGHTING:

The Black Box has an ETC Express 48/96 lighting console. The system is dimmer per circuit. This board is capable of doing multi-part, timed cues, and has 10 pages of 24 submasters each. Expression Off-Line allows you to program and edit show files on your own PC.

Due to the nature of this space, there is no house lighting plot hung. Lighting instruments are kept hung in storage positions, therefore lighting instruments must be specially hung and focused for each event that takes place in this space. All lighting equipment must be returned to its storage position during the load-out of the event. When basic lighting is included in the rental package, all of the instruments listed in this room's inventory (excluding follow spots) are included.

STAGE INFO

ROOM DIMENSIONS: 47'-0" x 52'-8"

Stage floor is sprung - 1¼" pine; tongue and groove painted black.

NO NAILS, SCREWS, OR LAG BOLTS ALLOWED WITHOUT PRIOR CONSENT OF THE CENTER'S PRODUCTION OFFICE.

GRID: Tension type walking grid at +21'-5"
Pipe grid for hanging instruments at +25'-0"

CURTAINS: 1 border 52' x 8'
1 border 52' x 3'-6"
1 border 52' x 3"-3"
2 pair legs 12' x 21'-6"
2 pair legs 4' x 13'
1 full stage black (2 panels each at 28' x 21'-6")
All blacks are 25 oz. velour, sewn flat with weight and pipe pockets
1 white sharktooth scrim 50' x 21'-6"
1 black sharktooth scrim 50' x 21'-6"
1 cyclorama - gray leno - 60% reflectance 50' x 21'-6"

LOADING INFO: Loading door; dimensions: 7'-0"w x 9'-6"h
Loading door access through scene shop

AUDIENCE ENTRANCE: Two entrances with light-locks

ELECTRICS

HOUSE LIGHTS: Grid hung as required; controlled from stage lighting console
Perimeter lights; switched at audience entrances
Over Grid Lighting; fluorescent fixtures switched at audience entrances

STAGE LIGHTS: ETC Express 48/96 located in booth on mezzanine level.
144 2400 watt dimmers
All connectors are 20-amp stage pins

GRID CIRCUITS: 80 2.4K circuits
Total of 20 boxes with four tails each

MEZZANINE CIRCUITS: 56 2.4K circuits
Total of 20 boxes with four outlets each

FLOOR POCKETS: Two floor pockets with four circuits each

ROOM INVENTORY: 16 ETC Source 4 19 degrees
10 ETC Source 4 26 degrees
24 ETC Source 4 36 degrees
10 ETC Source 4 50 degrees
24 Par64 cans
12 Strand 1k 6" Fresnels
18 Lee 15-35 degree zoom ellipsoidals
12 Lee 25-50 degree zoom ellipsoidals
6 Altman Par 56 striplights

SOUND

MIXING LOCATION: Control booth at mezzanine level

PAGING SYSTEM: Paging available to dressing rooms and common areas from booth.

PROGRAM: Program available to dressing rooms and common areas.

COMMUNICATION: Two channels of Clear-Com available to all Black Box Theater areas. Additional two channels available to all CFA areas.

SUPPORT SPACES

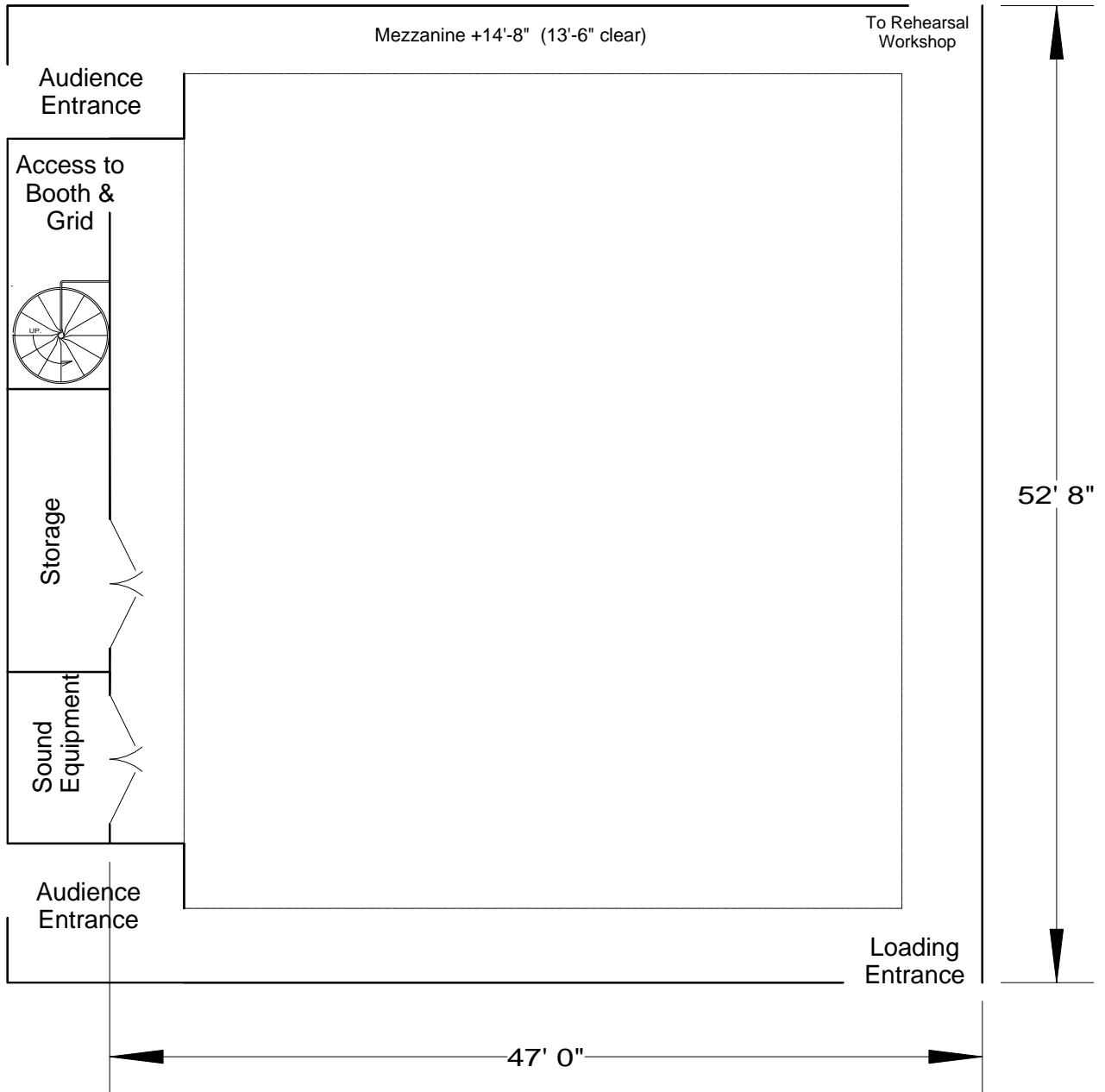
DRESSING ROOMS: All rooms located at stage level, accessible from corridor downstage left.
Total of 7 rooms accommodate 69 persons total.
All rooms have tables, chairs, mirrors, toilet and shower facilities, and sinks with hot and cold water.

Touring production office (1) located at stage level

WARDROBE: Laundry room with washer/dryer, ironing board, iron, sewing machine, and steamer available.

Dressing rooms, production office, and wardrobe spaces are common areas. Usage will be determined by the Center's Production Manager. See Section six for specifics.

BLACK BOX THEATER DRAWING



SECTION FIVE: SCREENING ROOM

STAGE: 25' x 8' (maximum depth) half-oval, finished oak 3' above floor level.
Lectern permanently mounted stage right

SCREEN: 19'6" x 10'6" permanently mounted (fixed) cinema screen. Throw distance from projection booth is 47'. Two black velour curtains are mounted on a traveler to mask sides of screen or cover it completely.

VIDEO PROJECTION:

Video projection is available through an NEC GT6000 LCD projector permanently mounted in the projection booth. It is a 5100 lumen SXGA+ projector with a 1400 X 1050 (720p) native resolution. It is also 1080i compatible. The projector's focus, size and settings are set to accommodate a wide variety of needs, and cannot be changed.

Control for the system is available from the touch screen at the stage right lectern, or in the projection booth.

The stage podium has a DVD and VHS player built in, A Dell computer (for an additional charge) and jacks for client provided equipment via composite video and HD15 VGA connections.

The projection booth contains a DVD Player (with 5.1 cinema sound), a VHS Player (includes world format NTSC), Mini DV Player and jacks for client provided equipment via composite video and HD15 VGA connections.

When using your own computer, please provide all necessary cables and adapters to connect to the system. We recommend that the user arrive prior to the start of the event to set up and thoroughly test the system to ensure a problem-free event.

If your presenter requires a wired internet connection, there is one installed at the podium stage right. It requires an access code will be furnished upon the user's arrival at no additional charge.

FILM:

16mm

24 frames per second
optical or magnetic sound (mono only)
flat or Cinemascope picture formats
maximum reel capacity 2400 feet
two projectors with manual changeover control for uninterrupted projection

35mm

24 frames per second
analog academy optical sound (LED equipped)
1.33:1 Silent, 1.33:1, 1.38:1, 1.66:1, 1.85:1, 2.35:1 (Cinemascope only)
maximum reel capacity 6000 feet
two projectors with manual changeover control for uninterrupted projection

Film audio is played back through the house Dolby Surround system in Mono, Dolby Stereo (surround), and Dolby SR (surround).

Film Preparation

All **16mm** and **35mm** films must be received by the CENTER two business days in advance of showing. The Center is not responsible for films that are late, dirty, damaged, in an unsupported format, or otherwise unsuitable for projection. The Center's projectionist reserves the right to refuse to show a film if it is in extremely poor physical condition.

35mm SLIDES:

Two Kodak Ektagraphic III slide projectors are available to project individually or side-by-side. A wireless remote control, programmable dissolve, and extra carousels are available.

OVERHEAD PROJECTION:

A 3M overhead projector with built-in spare bulb is available.

AUDIO:

Voice amplification, though generally not needed, is available at the lectern with one microphone permanently mounted. Additional microphones or sound equipment may be requested when booking the event, or through the Center's production office before the day of the event.

LIGHTING:

Minimal stage lights and houselights are controlled from the rear of house and projection booth as well as through the touch screen located at the lectern.

SECTION SIX: DRESSING ROOMS, LAUNDRY, GREEN ROOMS, PRODUCTION OFFICES

The Center's Dressing Rooms, Laundry Room, Green Rooms, and Production Offices are Common Areas. As such, their usage will be determined exclusively by the Center. Every effort will be made to accommodate each productions needs. During dark days of multiple performance runs, these spaces may need to cleared for use by other productions.

All spaces, excluding the production office, have show program and paging speakers with volume control, CATV jacks (excluding F & G), and common area intercom (Clear-Com) jacks.

ROOM A:	Dimensions: 32'-6" x 38' Capacity: 17 Full Length Mirrors: 2 Sinks: 3 Showers: 4 Handicapped Showers: 1 Toilets: 4 Handicapped Toilets: 1	ROOM D:	Dimensions: 27' x 9'-3" Capacity: 4 Full Length Mirrors: 1 Sinks: 2 Showers: 1 Toilets: 1 Telephone: 1 (VOIP)
ROOM B:	Dimensions: 16'-7" x 25' Capacity: 15 Full Length Mirrors: 2 Sinks: 3 Showers: 3 Handicapped Showers: 1 Toilets: 1 Handicapped Toilets: 1	ROOM E:	Dimensions: 27' x 9'-3" Capacity: 4 Full Length Mirrors: 1 Sinks: 2 Showers: 1 Toilets: 1 Telephone: 1 (VOIP)
ROOM C:	Dimensions: 16'-7" x 25' Capacity: 15 Full Length Mirrors: 2 Sinks: 3 Showers: 3 Handicapped Showers: 1 Toilets: 1 Handicapped Toilets: 1	ROOM F:	Dimensions: 27' x 9'-3" Capacity: 4 Full Length Mirrors: 1 Sinks: 2 Showers: 1 Toilets: 1
		ROOM G:	Dimensions: 27' x 9'-3" Capacity: 4 Full Length Mirrors: 1 Sinks: 2 Showers: 1 Toilets: 1

LAUNDRY ROOM:	Dimensions: 36'-7" x 20' Sinks: 1 Extra Capacity Washers: 3 Extra Capacity Dryers: 3 Triple Load Washers: 2 Triple Load Dryers: 2 Sewing Machines (industrial): 1 Irons/Boards: 1 Steamers: 3
TOURING PRODUCTION OFFICE:	Dimensions: 8'-8"x 14'-10" Telephone Lines: 1 House (VOIP) Sony 27" TV – show monitor Sinks: 1
GREEN ROOM #1: "Center Suite"	Dimensions: 21'-6' x 29' Telephone Lines: 1 House (VOIP), 2 analog Fully Furnished Kitchen attached Sony 46" LCD TV – show monitor, DVD, VHS
GREEN ROOM #2:	Dimensions: 16'-7" x 18'-7" Telephone Lines: 1 House (VOIP), 2 analog Sony 20M10 20" TV - show monitor Sink and refrigerator